

Cape Girardeau County Seroprevalence Study

Report Date: August 7, 2020

Phase II

Special thanks to Cape Girardeau County Commission, SEHealth and Cross Trails Medical Center.

Total Participants in 1st Round

1,845

(Cape County residents only)

Total # of Respondents for 2nd Round

1,365

Response Rate for 2nd Round

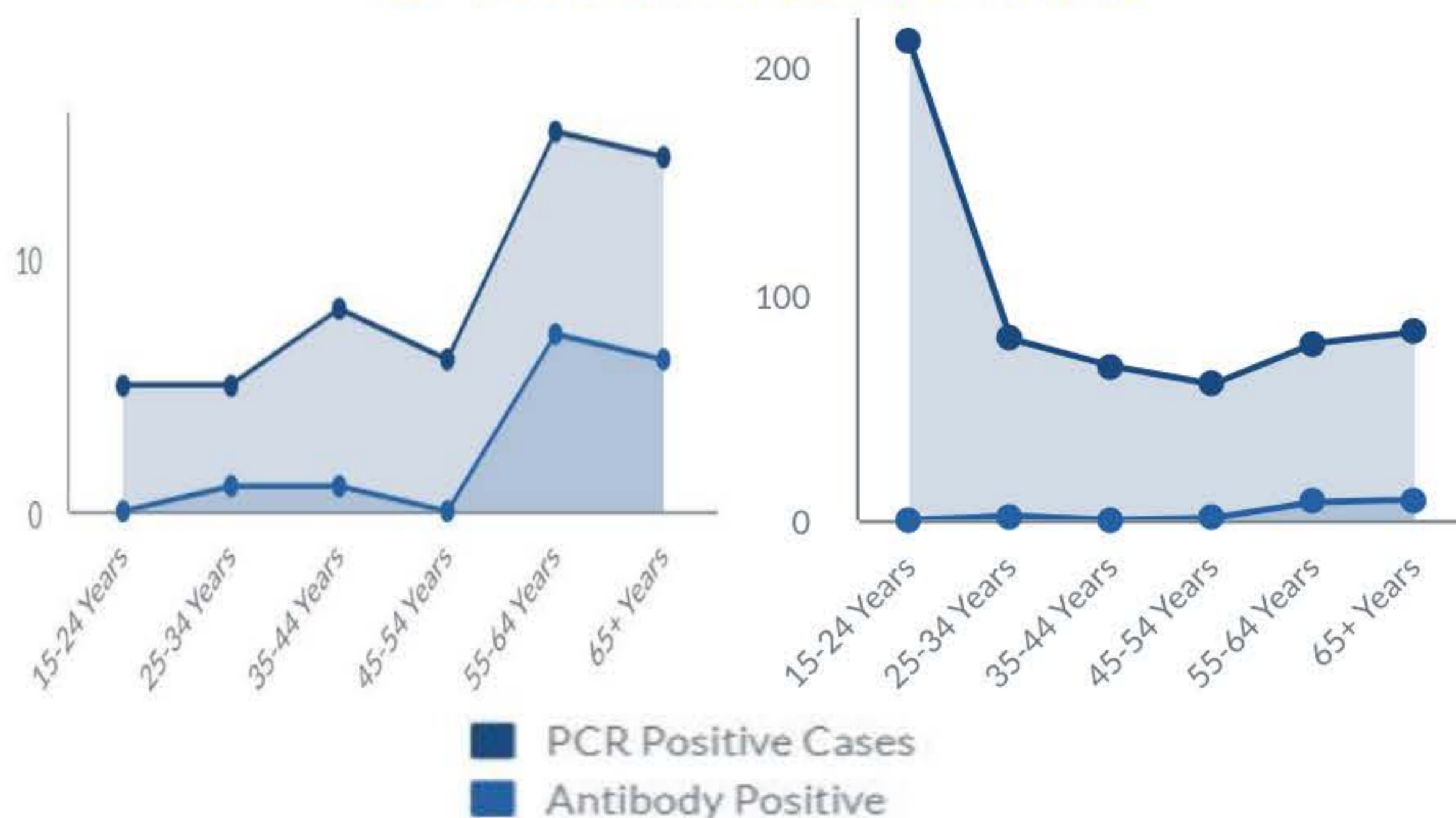
73.9%

Total # of Participants for Survey Questions (optional)

767

Antibody Test and PCR Positives*

1st Round versus 2nd Round



*Confirmed cases to date.

Significant Findings from Phase II of Study

Positive

20

Antibody Positives

Negative

1,345

Antibody Negatives

Prevalence

1.5%

Percent Positive

Per Person

15/1,000 persons

HOW LONG DO ANTIBODIES PERSIST?

16

1st Round

Number of individuals that had detectable antibodies.

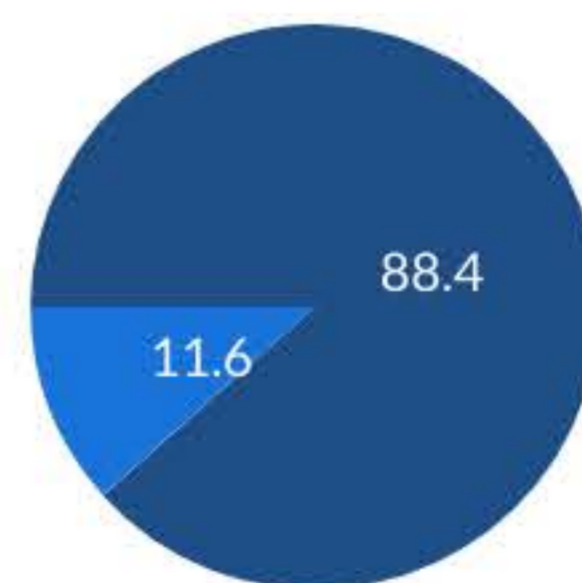
15

2nd Round

Number of positive individuals from 1st round that had detectable antibodies in 2nd round.

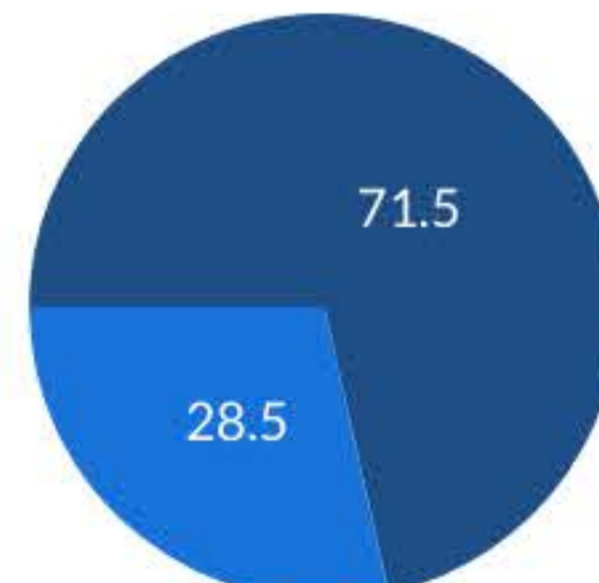
94% of individuals that had detectable antibodies in Phase I still had detectable levels at 8 weeks!

Masks Public Setting*



Wear Mask (88.4%)
Never Mask (11.6%)

Masks Work Setting*



Wear Mask (71.5%)
Never Mask (28.5%)

*Respondents to survey.

*Respondents to survey.

STUDY CONCLUSIONS



Prevalence of infection doubled in the population over an 8-week period.



Antibodies were still detectable in 94% of previous positive individuals at 8 weeks.



Age distribution significantly shifted during 8 weeks from older to younger populations.



High percent of population still susceptible to disease; little to no herd immunity.

